



**EI 45**  
**LONG**



# NEW MODEL OF LOFT LADDERS

310 cm

+30cm\*



### Flap

Contains non-combustible mineral wool and has a special gasket, which is influenced by temperature seals and prevents smoke transmission.

\* COMPARED TO EI 45

The **EI45 LONG** model is ideally suited for installation in rooms particularly exposed to fire outbreak. Their fire safety properties allows an effective isolation of the room, in which the fire occurred from the attic. The excellent quality of materials used for the production of loft ladders and attention to every detail of finish cause that the stairs will satisfy even the most demanding customers.

The **EI45 LONG** loft ladders are characterized by double sealing, including a single fire resistant sealing and hatch thickness 66mm. The **EI45 LONG** loft ladders have the **EI45** fire resistance class. The loft ladders have anti skidding feet, they adheres perfectly to the ground, prevent scratching of the floor and provide an aesthetic finish for the ladder after cutting. For increased safety and convenience of use, **EI45 LONG** loft ladders are equipped in a stable and durable handrail. In the interest of user convenience, the handrail can be installed on the left or right side – depending on the customer preferences. Their maximum load during use is up to 160 kg.

# EI45 LONG



CLASSIC LOFT LADDER

POLAR



4 CLASS AIR TIGHTNESS

EN 14975 COMPLIANCE WITH THE STANDARD

$U_d = 0,36$  W/m<sup>2</sup>·K

5 YEARS GUARANTEE

ADDITIONAL STEP

160 KG MAXIMUM LOAD

HANDRAIL

PROTECTIVE FEET

2x SEALS

Insulated hatch thickness	86 mm
Thickness of thermal insulation	80 mm
Hatch colour from both sides	White
Wooden ladder	3 sections
Height of wooden box	170 mm
Width of ladder	400 mm
Width of step	358 mm
Depth of step	80 mm
Maximum landing space	147 cm
Opening distance/angle	169 cm
Maximum ceiling height	280 cm

Box dimensions [cm]

113x55 120x55 130x55 140x55  
113x60 120x60 130x60 140x60  
113x70 120x70 130x70 140x70

Outer box dimensions, mounting opening 2 cm larger  
Non-standard box dimensions and additional accessories on pages 20 – 23

POLAR Z2



4 CLASS AIR TIGHTNESS

EN 14975 COMPLIANCE WITH THE STANDARD 5 YEARS GUARANTEE

$U_d = 0,36$  W/m<sup>2</sup>·K

TWO-POINT LOCK

ADDITIONAL STEP

160 KG MAXIMUM LOAD

HANDRAIL

PROTECTIVE FEET

2x SEALS

Insulated hatch thickness	86 mm
Thickness of thermal insulation	80 mm
Hatch colour from both sides	White
Wooden ladder	3 sections
Height of wooden box	170 mm
Width of ladder	400 mm
Width of step	358 mm
Depth of step	80 mm
Maximum landing space	147 cm
Opening distance/angle	169 cm
Maximum ceiling height	280 cm

Box dimensions [cm]

113x55 120x55 130x55 140x55  
113x60 120x60 130x60 140x60  
113x70 120x70 130x70 140x70

Outer box dimensions, mounting opening 2 cm larger  
Non-standard box dimensions and additional accessories on pages 20 – 23

MAXI



$U_d = 0,7$  W/m<sup>2</sup>·K

EN 14975 COMPLIANCE WITH THE STANDARD

3 YEARS GUARANTEE

160 KG MAXIMUM LOAD

HANDRAIL

PROTECTIVE FEET

2x SEALS

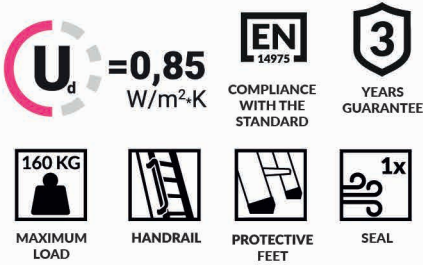
Insulated hatch thickness	56 mm
Thickness of thermal insulation	50 mm
Hatch colour from both sides	White
Wooden ladder	3 sections
Height of wooden box	170 mm
Width of ladder	400 mm
Width of step	358 mm
Depth of step	80 mm
Maximum landing space	151 cm
Opening distance/angle	168 cm
Maximum ceiling height	280 cm

Box dimensions [cm]

120x55 130x55  
120x60 130x60  
120x70 130x70

Outer box dimensions, mounting opening 2 cm larger  
Non-standard box dimensions and additional accessories on pages 20 – 23

## EXTRA



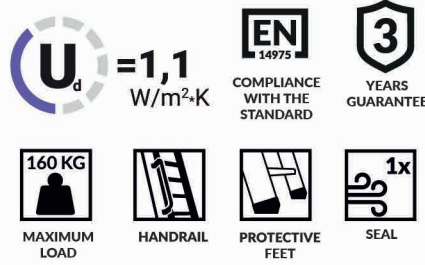
Insulated hatch thickness	46 mm
Thickness of thermal insulation	40 mm
Hatch colour from both sides	White
Wooden ladder	3 sections
Height of wooden box	170 mm
Width of ladder	400 mm
Width of step	358 mm
Depth of step	80 mm
Maximum landing space	142 cm
Opening distance/angle	165 cm
Maximum ceiling height	280 cm

### Box dimensions [cm]

110x55 120x55 130x55 140x55  
 110x60 120x60 130x60 140x60  
 110x70 120x70 130x70 140x70

Outer box dimensions, mounting opening 2 cm larger  
**Non-standard box dimensions and additional accessories on pages 20 – 23**

## KOMFORT



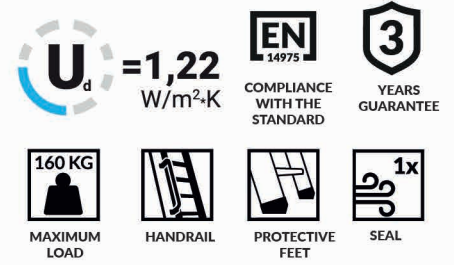
Insulated hatch thickness	36 mm
Thickness of thermal insulation	30 mm
Hatch colour from both sides	White
Wooden ladder	3 sections
Height of wooden box	135 mm
Width of ladder	400 mm
Width of step	358 mm
Depth of step	80 mm
Maximum landing space	148 cm
Opening distance/angle	166 cm
Maximum ceiling height	280 cm

### Box dimensions [cm]

110x55 120x55 130x55 140x55  
 110x60 120x60 130x60 140x60  
 110x70 120x70 130x70 140x70

Outer box dimensions, mounting opening 2 cm larger  
**Non-standard box dimensions and additional accessories on pages 20 – 23**

## TERMO PS



Insulated hatch thickness	26 mm
Thickness of thermal insulation	20 mm
Hatch colour from both sides	White
Wooden ladder	3 sections
Height of wooden box	135 mm
Width of ladder	400 mm
Width of step	358 mm
Depth of step	80 mm
Maximum landing space	148 cm
Opening distance/angle	166 cm
Maximum ceiling height	280 cm

### Box dimensions [cm]

110x55 120x55 130x55 140x55  
 110x60 120x60 130x60 140x60  
 110x70 120x70 130x70 140x70

Outer box dimensions, mounting opening 2 cm larger  
**Non-standard box dimensions and additional accessories on pages 20 – 23**

## POLAR PLUS

## MAXI PLUS



**4** CLASS  
AIR  
TIGHT  
NESS



COMPLIANCE  
WITH THE  
STANDARD



MASKING  
BATTEN



5  
YEARS  
GUARANTEE

**U<sub>d</sub>** = 0,36  
W/m<sup>2</sup>·K



TWO-POINT  
LOCK



ADDITIONAL  
STEP



160 KG  
MAXIMUM  
LOAD



2x  
TELESCOPIC  
HANDRAIL



PROTECTIVE  
FEET



3x  
SEALS

Insulated hatch thickness	86 mm
Thickness of thermal insulation	80 mm
Hatch colour from both sides	White
Wooden-metal ladder	3 sections
Height of wooden box	170 mm
Width of ladder	370/400 mm
Width of step	328/ 358 mm
Depth of step	80 mm
Maximum landing space	147 cm
Opening distance/angle	169 cm
Maximum ceiling height	280 cm

### Box dimensions [cm]

120x60  
120x70

Width of ladder for dimensions 120x60 - 370 mm  
Width of ladder for dimensions 120x70 - 400 mm  
Outer box dimensions, mounting opening 2 cm larger  
Additional accessories on pages 20 - 23



COMPLIANCE  
WITH THE  
STANDARD



3  
YEARS  
GUARANTEE

**U<sub>d</sub>** = 0,7  
W/m<sup>2</sup>·K



TWO-POINT  
LOCK



ADDITIONAL  
STEP



160 KG  
MAXIMUM  
LOAD



1x  
TELESCOPIC  
HANDRAIL



PROTECTIVE  
FEET



2x  
SEALS

Insulated hatch thickness	56 mm
Thickness of thermal insulation	50 mm
Hatch colour from both sides	White
Wooden-metal ladder	3 sections
Height of wooden box	170 mm
Width of ladder	370/400 mm
Width of step	328/ 358 mm
Depth of step	80 mm
Maximum landing space	151 cm
Opening distance/angle	168 cm
Maximum ceiling height	280 cm

### Box dimensions [cm]

120x60  
120x70

Width of ladder for dimensions 120x60 - 370 mm  
Width of ladder for dimensions 120x70 - 400 mm  
Outer box dimensions, mounting opening 2 cm larger  
Additional accessories on pages 20 - 23

# MINI POLAR

# MINI EXTRA

# MINI TERMO

## MINI LOFT LADDERS



**4** CLASS AIR TIGHTNESS

**EN 14975** COMPLIANCE WITH THE STANDARD

**U<sub>d</sub> = 0,36**  
W/m<sup>2</sup>·K

**5** YEARS GUARANTEE

**ADDITIONAL STEP**

**160 KG**  
MAXIMUM LOAD

**HANDRAIL**

**PROTECTIVE FEET**

**2x**  
SEALS

Insulated hatch thickness	86 mm
Thickness of thermal insulation	80 mm
Hatch colour from both sides	White
Wooden-metal ladder	4 sections
Height of wooden box	170 mm
Width of ladder	365 mm
Width of step	324 mm
Depth of step	80 mm
Maximum landing space	149 cm
Opening distance/angle	133 cm
Maximum ceiling height	265 cm

**Box dimensions [cm]**  
90x50\* 100x50\* 110x50\*  
90x55 100x55 110x55  
90x60 100x60 110x60  
90x70 100x70 110x70

Outer box dimensions, mounting opening 2 cm larger  
**Non-standard box dimensions and additional accessories on pages 20 – 23**



**U<sub>d</sub> = 0,85**  
W/m<sup>2</sup>·K

**EN 14975** COMPLIANCE WITH THE STANDARD

**3** YEARS GUARANTEE

**160 KG**  
MAXIMUM LOAD

**HANDRAIL**

**PROTECTIVE FEET**

**1x**  
SEAL

Insulated hatch thickness	46 mm
Thickness of thermal insulation	40 mm
Hatch colour from both sides	White
Wooden-metal ladder	4 sections
Height of wooden box	170 mm
Width of ladder	365 mm
Width of step	324 mm
Depth of step	80 mm
Maximum landing space	130 cm
Opening distance/angle	125 cm
Maximum ceiling height	265 cm

**Box dimensions [cm]**  
80x60 90x60 100x60  
80x70 90x70 100x70

Outer box dimensions, mounting opening 2 cm larger  
**Non-standard box dimensions and additional accessories on pages 20 – 23**



**U<sub>d</sub> = 1,22**  
W/m<sup>2</sup>·K

**EN 14975** COMPLIANCE WITH THE STANDARD

COMPLIANCE WITH THE STANDARD

**160 KG**  
MAXIMUM LOAD

**HANDRAIL**

**1x**  
SEAL

**3** YEARS GUARANTEE

Insulated hatch thickness	26 mm
Thickness of thermal insulation	20 mm
Hatch colour from both sides	White
Wooden-metal ladder	4 sections
Height of wooden box	135 mm
Width of ladder	365 mm
Width of step	324 mm
Depth of step	80 mm
Maximum landing space	135 cm
Opening distance/angle	125 cm
Maximum ceiling height	265 cm

**Box dimensions [cm]**  
80x60 90x60 100x60  
80x70 90x70 100x70

Outer box dimensions, mounting opening 2 cm larger  
**Non-standard box dimensions and additional accessories on pages 20 – 23**



\*no possibility of installing a handrail

# FLEX POLAR

# FLEX TERMO

# FLEX TERMO METALBOX

## FLEX LOFT LADDER



**4** CLASS AIR TIGHTNESS

**U<sub>d</sub> = 0,36**  
W/m<sup>2</sup>·K

**EN 14975**  
COMPLIANCE WITH THE STANDARD

**5**  
YEARS GUARANTEE

**160 KG**  
MAXIMUM LOAD

**1x**  
ADDITIONAL STEP

**10x**  
STEPS FLEX

**2x**  
SEALS

**U<sub>d</sub> = 1,22**  
W/m<sup>2</sup>·K

**EN 14975** ENTSPRICHT DEN NORMEN

**160 KG**  
MAXIMALE BELASTBARKEIT

**1x**  
DICHTUNG

**10x**  
STUFEN FLEX

**3**  
JAHRE GARANTIE

**U<sub>d</sub> = 1,22**  
W/m<sup>2</sup>·K

**160 KG**  
MAXIMUM LOAD

**10x**  
STEPS FLEX

**EN 14975**  
COMPLIANCE WITH THE STANDARD

**3**  
YEARS GUARANTEE

Insulated hatch thickness	86 mm
Thickness of thermal insulation	80 mm
Hatch colour from both sides	White
Flex ladder	10 steps
Height of wooden box	170 mm
Width of ladder	390 mm
Width of step	345 mm
Depth of step	80 mm
Maximum landing space	210 cm
Opening distance/angle	245 cm
Maximum ceiling height	290 cm

**Box dimensions [cm]**

120x60  
120x70

Outer box dimensions, mounting opening 2 cm larger  
Additional accessories on pages 20 - 23

Insulated hatch thickness	26 mm
Thickness of thermal insulation	20 mm
Hatch colour from both sides	White
Flex ladder	10 steps
Height of wooden box	135 mm
Width of ladder	390 mm
Width of step	345 mm
Depth of step	80 mm
Maximum landing space	210 cm
Opening distance	245 cm
Maximum ceiling height	290 cm

**Box dimensions [cm]**

70x60 80x60 90x60 100x60 110x60 120x60 130x60  
70x70 80x70 90x70 100x70 110x70 120x70 130x70

Outer box dimensions, mounting opening 2 cm larger  
Non-standard box dimensions and additional accessories on pages 20 - 23

Insulated hatch thickness	26 mm
Thickness of thermal insulation	20 mm
Hatch colour from both sides	White
Flex ladder	10 steps
Height of metal box	145 mm
Width of ladder	x50 = 290 mm x60,70 = 390 mm
Width of step	x50 = 245 mm x60,70 = 345 mm
Depth of step	80 mm
Maximum landing space	210 cm
Opening distance	245 cm
Maximum ceiling height	290 cm

**Box dimensions [cm]**

70x50 80x50 90x50 100x50  
70x60 80x60 90x60 100x60 110x60 120x60 130x60  
70x70 80x70 90x70 100x70 110x70 120x70 130x70

Outer box dimensions, mounting opening 2 cm larger  
Additional accessories on pages 20 - 23



# SOLID POLAR

# SOLID EXTRA

# SOLID TERMO

## SOLID LOFT LADDER



**4** CLASS AIR TIGHTNESS

**EN 14975** COMPLIANCE WITH THE STANDARD

**U<sub>d</sub> = 0,36**  
W/m<sup>2</sup>·K

**5** YEARS GUARANTEE

ADDITIONAL STEP

**210 KG**  
MAXIMUM LOAD

HANDRAIL

PROTECTIVE FEET

**2x** SEALS



**U<sub>d</sub> = 0,85**  
W/m<sup>2</sup>·K

**EN 14975** COMPLIANCE WITH THE STANDARD

**3** YEARS GUARANTEE

**210 KG**  
MAXIMUM LOAD

HANDRAIL

PROTECTIVE FEET

**1x** SEAL



**U<sub>d</sub> = 1,22**  
W/m<sup>2</sup>·K

**EN 14975** COMPLIANCE WITH THE STANDARD

**190 KG**  
MAXIMUM LOAD

PROTECTIVE FEET

**1x** SEAL

**3** YEARS GUARANTEE

Insulated hatch thickness	86 mm
Thickness of thermal insulation	80 mm
Hatch colour from both sides	White
Metal ladder	3 sections
Height of wooden box	170 mm
Width of ladder	400 mm
Width of step	361 mm
Depth of step	80 mm
Maximum landing space	147 cm
Opening distance	169 cm
Maximum ceiling height	280 cm

### Box dimensions [cm]

113x55\* 120x55\* 130x55\* 140x55\*  
113x60 120x60 130x60 140x60  
113x70 120x70 130x70 140x70

Outer box dimensions, mounting opening 2 cm larger  
Non-standard box dimensions and additional accessories on pages 20 – 23

\*no possibility of installing a handrail

Insulated hatch thickness	46 mm
Thickness of thermal insulation	40 mm
Hatch colour from both sides	White
Metal ladder	3 sections
Height of wooden box	170 mm
Width of ladder	400 mm
Width of step	361 mm
Depth of step	80 mm
Maximum landing space	142 cm
Opening distance	165 cm
Maximum ceiling height	280 cm

### Box dimensions [cm]

110x55\* 120x55\* 130x55\* 140x55\*  
110x60 120x60 130x60 140x60  
110x70 120x70 130x70 140x70

Outer box dimensions, mounting opening 2 cm larger  
Non-standard box dimensions and additional accessories on pages 20 – 23

\*no possibility of installing a handrail

Insulated hatch thickness	26 mm
Thickness of thermal insulation	20 mm
Hatch colour from both sides	White
Metal ladder	3 sections
Height of wooden box	135 mm
Width of ladder	400 mm
Width of step	361 mm
Depth of step	80 mm
Maximum landing space	148 cm
Opening distance	166 cm
Maximum ceiling height	280 cm

### Box dimensions [cm]

110x55\* 120x55\* 130x55\* 140x55\*  
110x60 120x60 130x60 140x60  
110x70 120x70 130x70 140x70

Outer box dimensions, mounting opening 2 cm larger  
Non-standard box dimensions and additional accessories on pages 20 – 23

\*no possibility of installing a handrail

## LONG POLAR



**4** CLASS AIR TIGHTNESS

**EN** 14975 COMPLIANCE WITH THE STANDARD

**U<sub>d</sub>** = 0,36 W/m<sup>2</sup>·K



**5** YEARS GUARANTEE



Insulated hatch thickness	86 mm
Thickness of thermal insulation	80 mm
Hatch colour from both sides	White
Wooden ladder	4 section
Height of wooden box	170 mm
Width of ladder	400 mm
Width of step	358 mm
Depth of step	80 mm
Maximum landing space	175 cm
Opening distance/angle	172 cm
Maximum ceiling height	310 cm

**Box dimensions [cm]**

120x60 130x60  
120x70 130x70

Outer box dimensions, mounting opening 2 cm larger  
Non-standard box dimensions and additional accessories on pages 20 - 23

## LONG EXTRA



**U<sub>d</sub>** = 0,85 W/m<sup>2</sup>·K

**EN** 14975 COMPLIANCE WITH THE STANDARD

**3** YEARS GUARANTEE



Insulated hatch thickness	46 mm
Thickness of thermal insulation	40 mm
Hatch colour from both sides	White
Wooden ladder	4 sections
Height of wooden box	170 mm
Width of ladder	400 mm
Width of step	358 mm
Depth of step	80 mm
Maximum landing space	165 cm
Opening distance/angle	167 cm
Maximum ceiling height	310 cm

**Box dimensions [cm]**

120x55 130x55 140x55  
120x60 130x60 140x60  
120x70 130x70 140x70

Outer box dimensions, mounting opening 2 cm larger  
Non-standard box dimensions and additional accessories on pages 20 - 23

## LONG 330



Insulated hatch thickness	26 mm
Thickness of thermal insulation	20 mm
Hatch colour from both sides	White
Wooden ladder	3 sections
Height of wooden box	135 mm
Width of ladder	400 mm
Width of step	358 mm
Depth of step	80 mm
Maximum landing space	145 cm
Opening distance/angle	205 cm
Maximum ceiling height	330 cm

### Box dimensions [cm]

130x60 140x60  
130x70 140x70

Outer box dimensions, mounting opening 2 cm larger  
Non-standard box dimensions and additional accessories on pages 20 – 23

## LONG TERMO PS



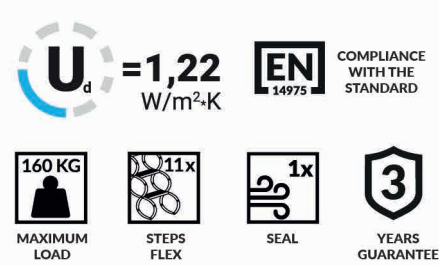
Insulated hatch thickness	26 mm
Thickness of thermal insulation	20 mm
Hatch colour from both sides	White
Wooden ladder	4 sections
Height of wooden box	135 mm
Width of ladder	400 mm
Width of step	358 mm
Depth of step	80 mm
Maximum landing space	172 cm
Opening distance/angle	168 cm
Maximum ceiling height	310 cm

### Box dimensions [cm]

120x55 130x55 140x55  
120x60 130x60 140x60  
120x70 130x70 140x70

Outer box dimensions, mounting opening 2 cm larger  
Non-standard box dimensions and additional accessories on pages 20 – 23

## LONG FLEX TERMO



Insulated hatch thickness	26 mm
Thickness of thermal insulation	20 mm
Hatch colour from both sides	White
Flex ladder	11 steps
Height of wooden box	135 mm
Width of ladder	390 mm
Width of step	345 mm
Depth of step	80 mm
Maximum landing space	220 cm
Opening distance	260 cm
Maximum ceiling height	310 cm

### Box dimensions [cm]

80x60 90x60 100x60 110x60 120x60 130x60  
80x70 90x70 100x70 110x70 120x70 130x70

Outer box dimensions, mounting opening 2 cm larger  
Non-standard box dimensions and additional accessories on pages 20 – 23

# EI45

# EI45 MINI

# EI45 POLAR

## FIRE RESISTANT LOFT LADDERS



**EN 14975** COMPLIANCE WITH THE STANDARD

**U<sub>d</sub> = 0,54** W/m<sup>2</sup>·K

**3** YEARS GUARANTEE

**160 KG** MAXIMUM LOAD

**1x** FIRE RESISTANT SEAL

**1x** SEAL



**EN 14975** COMPLIANCE WITH THE STANDARD

**U<sub>d</sub> = 0,54** W/m<sup>2</sup>·K

**3** YEARS GUARANTEE

**160 KG** MAXIMUM LOAD

**1x** FIRE RESISTANT SEAL

**1x** SEAL



**4** CLASS AIR TIGHTNESS

**EN 14975** COMPLIANCE WITH THE STANDARD

**U<sub>d</sub> = 0,43** W/m<sup>2</sup>·K

**5** YEARS GUARANTEE

**160 KG** MAXIMUM LOAD

**1x** FIRE RESISTANT SEAL

**1x** SEALS

Insulated hatch thickness	66 mm
Thickness of thermal insulation	60 mm
Hatch colour from both sides	White
Wooden ladder	3 sections
Height of wooden box	170 mm
Width of ladder	400 mm
Width of step	358 mm
Depth of step	80 mm
Maximum landing space	145 cm
Opening distance/angle	168 cm
Maximum ceiling height	280 cm

**Box dimensions [cm]**  
120x60 130x60  
120x70 130x70

Insulated hatch thickness	66 mm
Thickness of thermal insulation	60 mm
Hatch colour from both sides	White
Wooden-metal ladder	4 sections
Height of wooden box	170 mm
Width of ladder	365 mm
Width of step	324 mm
Depth of step	80 mm
Maximum landing space	130 cm
Opening distance/angle	125 cm
Maximum ceiling height	265 cm

**Box dimensions [cm]**  
90x60 100x60  
90x70 100x70

Insulated hatch thickness	86 mm
Thickness of thermal insulation	80 mm
Hatch colour from both sides	White
Wooden ladder	3 sections
Height of wooden box	170 mm
Width of ladder	400 mm
Width of step	358 mm
Depth of step	80 mm
Maximum landing space	147 cm
Opening distance/angle	169 cm
Maximum ceiling height	280 cm

**Box dimensions [cm]**  
120x60 130x60  
120x70 130x70

Outer box dimensions, mounting opening 2 cm larger  
**Additional accessories on pages 20 - 23**

Outer box dimensions, mounting opening 2 cm larger  
**Additional accessories on pages 20 - 23**

Outer box dimensions, mounting opening 2 cm larger  
**Additional accessories on pages 20 - 23**

# EI45 LONG

# EI60

# EI60 SOLID



**EN** 14975 COMPLIANCE WITH THE STANDARD

**U<sub>d</sub> = 0,54** W/m<sup>2</sup>·K  
 PROTECTIVE FEET  
 3 YEARS GUARANTEE

160 KG MAXIMUM LOAD  
 HANDRAIL  
 1x FIRE RESISTANT SEAL  
 1x SEAL



**EN** 14975 COMPLIANCE WITH THE STANDARD

**U<sub>d</sub> = 0,54** W/m<sup>2</sup>·K  
 PROTECTIVE FEET  
 3 YEARS GUARANTEE

160 KG MAXIMUM LOAD  
 HANDRAIL  
 1x FIRE RESISTANT SEAL  
 1x SEAL



**EN** 14975 COMPLIANCE WITH THE STANDARD

**U<sub>d</sub> = 0,54** W/m<sup>2</sup>·K  
 PROTECTIVE FEET  
 3 YEARS GUARANTEE

210 KG MAXIMUM LOAD  
 HANDRAIL  
 1x FIRE RESISTANT SEAL  
 1x SEAL

Insulated hatch thickness	66 mm
Thickness of thermal insulation	60 mm
Hatch colour from both sides	White
Wooden ladder	4 sections
Height of wooden box	170 mm
Width of ladder	400 mm
Width of step	358 mm
Depth of step	80 mm
Maximum landing space	165 cm
Opening distance/angle	171 cm
Maximum ceiling height	310 cm

### Box dimensions [cm]

120x60  
120x70

Outer box dimensions, mounting opening 2 cm larger  
Additional accessories on pages 20 - 23

Insulated hatch thickness	66 mm
Thickness of thermal insulation	60 mm
Hatch colour from both sides	White
Wooden ladder	3 sections
Height of wooden box	170 mm
Width of ladder	400 mm
Width of step	358 mm
Depth of step	80 mm
Maximum landing space	145 cm
Opening distance/angle	168 cm
Maximum ceiling height	280 cm

### Box dimensions [cm]

120x60 130x60  
120x70 130x70

Outer box dimensions, mounting opening 2 cm larger  
Additional accessories on pages 20 - 23

Insulated hatch thickness	66 mm
Thickness of thermal insulation	60 mm
Hatch colour from both sides	White
Metal ladder	3 sections
Height of wooden box	170 mm
Width of ladder	400 mm
Width of step	361 mm
Depth of step	80 mm
Maximum landing space	145 cm
Opening distance/angle	168 cm
Maximum ceiling height	280 cm

### Box dimensions [cm]

120x60 130x60  
120x70 130x70

Outer box dimensions, mounting opening 2 cm larger  
Additional accessories on pages 20 - 23

# ALUPROFI EXTRA

# STALLUX TERMO

# COMPACT TERMO

## OTHER LOFT LADDERS



$U_d = 0,85$  W/m<sup>2</sup>·K  
 COMPLIANCE WITH THE STANDARD  
 3 YEARS GUARANTEE  
 MAXIMUM LOAD  
 HANDRAIL  
 PROTECTIVE FEET  
 SEAL 1x

$U_d = 1,22$  W/m<sup>2</sup>·K  
 COMPLIANCE WITH THE STANDARD  
 3 YEARS GUARANTEE  
 MAXIMUM LOAD  
 HANDRAIL  
 PROTECTIVE FEET  
 SEAL 1x

$U_d = 1,22$  W/m<sup>2</sup>·K  
 COMPLIANCE WITH THE STANDARD  
 3 YEARS GUARANTEE  
 MAXIMUM LOAD  
 PROTECTIVE FEET  
 SEAL 1x  
 3 YEARS GUARANTEE

Insulated hatch thickness	46 mm
Thickness of thermal insulation	40 mm
Hatch colour from both sides	White
Aluminium ladder	3 sections
Height of wooden box	170 mm
Width of ladder	400 mm
Width of step	350 mm
Depth of step	80 mm
Maximum landing space	142 cm
Opening distance/angle	165 cm
Maximum ceiling height	280 cm

Insulated hatch thickness	26 mm
Thickness of thermal insulation	20 mm
Hatch colour from both sides	White
Wooden-metal ladder	3 sections
Height of wooden box	135 mm
Width of ladder	400 mm
Width of step	359 mm
Depth of step	80 mm
Maximum landing space	148 cm
Opening distance/angle	166 cm
Maximum ceiling height	280 cm

Insulated hatch thickness	26 mm
Thickness of thermal insulation	20 mm
Hatch colour from both sides	White
Wooden ladder	4 sections
Height of wooden box	135 mm
Width of ladder	400 mm
Width of step	358 mm
Depth of step	80 mm
Maximum landing space	146 cm
Opening distance/angle	135 cm
Maximum ceiling height	280 cm

### Box dimensions [cm]

110x55 120x55 130x55 140x55  
 110x60 120x60 130x60 140x60  
 110x70 120x70 130x70 140x70

Outer box dimensions, mounting opening 2 cm larger  
 Non-standard box dimensions and additional accessories on pages 20 – 23

### Box dimensions [cm]

110x55 120x55 130x55 140x55  
 110x60 120x60 130x60 140x60  
 110x70 120x70 130x70 140x70

Outer box dimensions, mounting opening 2 cm larger  
 Non-standard box dimensions and additional accessories on pages 20 – 23

### Box dimensions [cm]

100x55  
 100x60  
 100x70

Outer box dimensions, mounting opening 2 cm larger  
 Non-standard box dimensions and additional accessories on pages 20 – 23

# ACCESSORIES



**Hatch balustrade**  
DSS B

The hatch balustrade is installed directly to the ladder box from the top of the ladder. It is made of wood and equipped with metal brackets. It increases the safety and protects against falling into the ladder opening.

**Dimensions [cm]**

Possibility of self-cutting for a smaller box size  
120x70 - 140x85



**Masking batten**  
DSS LM-1

The masking batten covers the underneath connection of the box with the ceiling. It is made from white plastic which provides very aesthetic design. Simple and easy installation from the cut to size battens. It does not require additional tools or fitting elements (nails, screws).

**Dimensions [cm]**

120x70 - 140x85  
Possibility of self-cutting for a smaller box size



**Mounting system**  
DSS ZM-1

The special mounting system allows individual installation of the ladder to the ceiling. It ensures safe falling of the box to the desired height and fastening it to the ceiling.



**Protective feet**  
DSS S-1

The protective feet made from plastic increase the safety and ensure an aesthetic finish.



**4 section ladder**  
PSS D-1

A 4-section ladder with a length of up to 3.3 m in height. The PSS D-1 ladder is compatible with stairs with a minimum box length of 120 cm.

It is incompatible with TERMO PS and EXTRA stair models in size 110, Polar in size 113 and MAXI in all sizes..



**Additional step**  
DSS DS-2

In case of mounting on the box, additional step DSS DS-2 is compatible with all Loft Ladders models with wooden box with minimum height of 170 mm.

**Dimensions [cm]**

Should be adjusted to the type of ladder  
310mm - MINI / 330mm - Others



**Additional step flex**  
DSS DS-3

An additional step will extend the ladder to the maximum 310cm high.

**Dimensions [cm]**

Should be adjusted to the width of box  
260mm - to the box width 50cm  
360mm - to the box width above 50cm  
\*Incompatible with boxes (dimension A) < 80cm



**Handrail**  
DSS P-1-2  
DSS P-3-2

The metal handrail is attached to the hatch along the ladder. It provides a secure handle when ascending and descending the ladder. Easy installation is possible on the right or left hand side of the ladder or on both sides of it.

DSS P-1-2 for the MINI and Compact Termo loft ladders.




DSS P-3-2 for the Loft Ladders with the boxdimension greater than or equal to 110 cm.

# DK POLAR

# DK MAXI

# DK EXTRA

## WALL HATCHES



**U<sub>d</sub> = 0,36** W/m<sup>2</sup>·K  
**2x** SEALS  
**5** YEARS GUARANTEE

**U<sub>d</sub> = 0,7** W/m<sup>2</sup>·K  
**2x** SEALS  
**3** YEARS GUARANTEE

**U<sub>d</sub> = 0,85** W/m<sup>2</sup>·K  
**1x** SEALS  
**3** YEARS GUARANTEE

Insulated hatch thickness	86 mm
Thickness of thermal insulation	80 mm
Hatch colour form both sides	White
Frame height	110 mm
Frame thickness	30 mm
Door opening method	Handle
Slotted hinge	Metal
Guarantee	5 years
Frame material	Softwood
Included in a kit	Masking batten
Opening to the left or to the right side	
Purpose of use	Interior
Locking latch when closed	

Insulated hatch thickness	56 mm
Thickness of thermal insulation	50 mm
Hatch colour form both sides	White
Frame height	110 mm
Frame thickness	30 mm
Door opening method	Handle
Slotted hinge	Metal
Guarantee	3 years
Frame material	Softwood
Included in a kit	Masking batten
Opening to the left or to the right side	
Purpose of use	Interior
Locking latch when closed	

Insulated hatch thickness	46 mm
Thickness of thermal insulation	40 mm
Hatch colour form both sides	White
Frame height	110 mm
Frame thickness	30 mm
Door opening method	Handle
Slotted hinge	Metal
Guarantee	3 years
Frame material	Softwood
Included in a kit	Masking batten
Opening to the left or to the right side	
Purpose of use	Interior
Locking latch when closed	

### Box dimensions [cm] HxW

80x55 90x55  
 70x60 80x60 90x60 100x60 110x60  
 70x70 80x70 90x70 100x70 110x70

### Box dimensions [cm] HxW

80x55 90x55  
 70x60 80x60 90x60 100x60 110x60  
 70x70 80x70 90x70 100x70 110x70

### Box dimensions [cm] HxW

80x55 90x55  
 70x60 80x60 90x60 100x60 110x60  
 70x70 80x70 90x70 100x70 110x70

Min-Max height 55-100  
 Min-Max width 55-90

Min-Max height 55-100  
 Min-Max width 55-90

Min-Max height 55-100  
 Min-Max width 55-90

Outer box dimensions, mounting opening 2 cm larger

Outer box dimensions, mounting opening 2 cm larger

Outer box dimensions, mounting opening 2 cm larger



## DK TERMO



Insulated hatch thickness	26 mm
Thickness of thermal insulation	20 mm
Hatch colour form both sides	White
Frame height	110 mm
Frame thickness	30 mm
Door opening method	Handle
Slotted hinge	Metal
Guarantee	3 years
Frame material	Softwood
Included in a kit	Masking batten
Opening to the left or to the right side	
Purpose of use	Interior
Locking latch when closed	

### Box dimensions [cm] HxW

80x55 90x55  
70x60 80x60 90x60 100x60 110x60  
70x70 80x70 90x70 100x70 110x70

Min-Max Höhe 55-100  
Min-Max Breite 55-90

Outer box dimensions, mounting opening 2 cm larger

## DK EI30 POLAR



Insulated hatch thickness	86 mm
Thickness of thermal insulation	80 mm
Hatch colour form both sides	White
Frame height	110 mm
Frame thickness	30 mm
Door opening method	Knob
Slotted hinge	Metal
Guarantee	5 years
Frame material	Softwood
Opening to the left or to the right side	
Purpose of use	Interior
Locking latch when closed	

### Box dimensions [cm] HxW

80x55 90x55  
70x60 80x60 90x60 100x60 110x60  
70x70 80x70 90x70 100x70 110x70

Outer box dimensions, mounting opening 2 cm larger

WS POLAR

WS MAXI



 **U<sub>d</sub> = 0,36**  
 W/m<sup>2</sup>·K

 **2x**  
 SEALS

 **5**  
 YEARS  
 GUARANTEE

 **U<sub>d</sub> = 0,7**  
 W/m<sup>2</sup>·K

 **2x**  
 SEALS

 **3**  
 YEARS  
 GUARANTEE

Insulated hatch thickness	86 mm
Thickness of thermal insulation	80 mm
Hatch colour form both sides	White
Frame height	110 mm
Frame thickness	30 mm
Frame material	Softwood
Slotted hinge	Metal
Guarantee	5 years
Type of opening	Drop-down
Type of lock	Locking latch when closed
Opening to the left or to the right side	
Purpose of use	Interior

Insulated hatch thickness	56 mm
Thickness of thermal insulation	50 mm
Hatch colour form both sides	White
Frame height	110 mm
Frame thickness	30 mm
Frame material	Softwood
Slotted hinge	Metal
Guarantee	3 years
Type of opening	Drop-down
Type of lock	Locking latch when closed
Opening to the left or to the right side	
Purpose of use	Interior

**Box dimensions [cm] LxW**  
 51x43 55x55 70x55

**Non-standard box dimensions [cm]**  
 Dimensions given below are approximate dimensions only

Min-Max length 50-100  
 Min-Max width 50-100

**Box dimensions [cm] LxW**  
 51x43 55x55 70x55

**Non-standard box dimensions [cm]**  
 Dimensions given below are approximate dimensions only

Min-Max length 50-100  
 Min-Max width 50-100

\*Unusual dimensions available in full sizes

\*Unusual dimensions available in full sizes

## WS EXTRA



Insulated hatch thickness	46 mm
Thickness of thermal insulation	40 mm
Hatch colour form both sides	White
Frame height	110 mm
Frame thickness	30 mm
Frame material	Softwood
Slotted hinge	Metal
Guarantee	3 years
Type of opening	Drop-down
Type of lock	Locking latch when closed
Opening to the left or to the right side	
Purpose of use	Interior

### Box dimensions [cm] LxW

51x43 55x55 70x55

### Non-standard box dimensions [cm]

Dimensions given below are approximate dimensions only

Min-Max length 50-100  
Min-Max width 50-100

\*Unusual dimensions available in full sizes

## WS TERMO



Insulated hatch thickness	26 mm
Thickness of thermal insulation	20 mm
Hatch colour form both sides	White
Frame height	110 mm
Frame thickness	30 mm
Frame material	Softwood
Slotted hinge	Metal
Guarantee	3 years
Type of opening	Drop-down
Type of lock	Locking latch when closed
Opening to the left or to the right side	
Purpose of use	Interior

### Box dimensions [cm] LxW

51x43 55x55 70x55

### Non-standard box dimensions [cm]

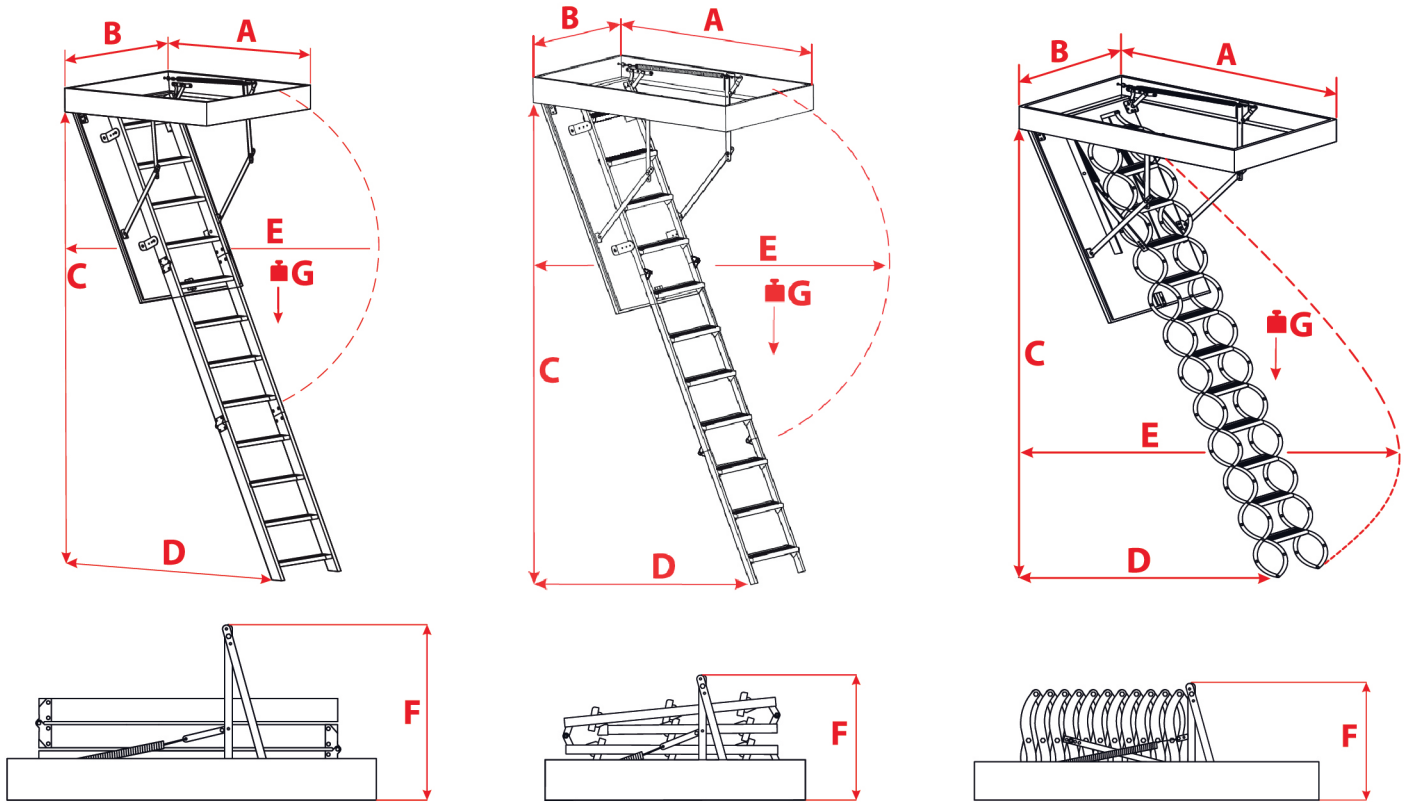
Dimensions given below are approximate dimensions only

Min-Max length 50-100  
Min-Max width 50-100

\*Unusual dimensions available in full sizes

# TECHNICAL SPECIFICATIONS

## TECHNICAL DRAWINGS



## CLASSIC LOFT LADDERS

CLASSIC LOFT LADDERS		POLAR/POLAR Z						POLAR PLUS		MAXI		MAXI PLUS		EXTRA						KOMFORT/TERMO PS																
DIMENSIONS	A X B	113 x 55	113 x 60	113 x 70	120 x 55	120 x 60	120 x 70	130 x 55	130 x 60	130 x 70	120 x 60	120 x 70	110 x 55	110 x 60	110 x 70	120 x 55	120 x 60	120 x 70	130 x 55	130 x 60	130 x 70	140 x 55	140 x 60	140 x 70	110 x 55	110 x 60	110 x 70	120 x 55	120 x 60	120 x 70	130 x 55	130 x 60	130 x 70	140 x 55	140 x 60	140 x 70
	C	280 cm																																		
	D	139 cm	147 cm						151 cm		128 cm	142 cm						134 cm	148 cm																	
	E	165 cm	169 cm						168 cm		161 cm	165 cm						160 cm	166 cm																	
	F	59 cm	62 cm						60 cm		58 cm																									
	G	160 kg																																		
NON-STANDARD BOX DIMENSIONS	MIN - MAX LENGTH	(113 cm) 120 - 140 cm						—	116 - 130 cm		—	110 - 140 cm																								
	MIN - MAX WIDTH	54 - 80 cm						—	54 - 70 cm		—	54 - 80 cm						54 - 85 cm																		
	MINIMAL DIMENSION	113 x 54 cm						—	116 x 54 cm		—	110 x 54 cm																								
ADDITIONAL ACCESSORIES	HATCH BALUSTRADE DSS B																																			
	MASKING BATTEN DSS LM-1	✓						●	✓		●	✓																								
	MOUNTING SYSTEM DSS ZM-1																																			
	PROTECTIVE FEET DSS S-1																																			
	4 SECTION LADDER PSS D-1	✗	✓						✗		✓						✗	✓																		
	ADDITIONAL STEP DSS DS-2	●								✓						✗																				
	ADDITIONAL FLEX STEP DSS DS-3																																			
	HANDRAIL DSS P-1/DSS P-3	●/✓ **						✗	●/✓ **		✗	●/✓ **						●/✓ **																		

Unusual dimensions available in full sizes.  
The size of untypical stairs can not exceed 1m<sup>2</sup>

● - INCLUDED ✓ - POSSIBILITY OF PURCHASE ✗ - NO POSSIBILITY OF MOUNTING  
\* - ADDITIONAL HANDRAIL TO THE OTHER SIDE OF THE LADDER \*\* - NOT APPLICABLE FOR 54CM TO 59 CM WIDE SIZES

## MINI LOFT LADDERS

MINI LOFT LADDERS		MINI POLAR											MINI EXTRA				MINI TERMO								
DIMENSIONS	A X B	90 x 50	90 x 55	90 x 60	90 x 70	100 x 50	100 x 55	100 x 60	100 x 70	110 x 50	110 x 55	110 x 60	110 x 70	80 x 60	80 x 70	90 x 60	90 x 70	100 x 60	100 x 70	80 x 60	80 x 70	90 x 60	90 x 70	100 x 60	100 x 70
	C	265 cm											260 cm	265 cm		260 cm	265 cm								
	D	149 cm				142 cm							103 cm	130 cm		101 cm	135 cm								
	E	132 cm				133 cm							120 cm	125 cm		115 cm	126 cm	125 cm							
	F	51 cm											47 cm												
	G	160 kg																							
	NON-STANDARD BOX DIMENSIONS		MIN - MAX LENGTH											80 - 100 cm				80 - 100 cm							
		MIN - MAX WIDTH											60 - 80 cm				60 - 85 cm								
		MINIMAL DIMENSION											80 x 60 cm				80 x 60 cm								
ADDITIONAL ACCESSORIES	HATCH BALUSTRADE DSS B												✓												
	MASKING BATTEN DSS LM-1												✓												
	MOUNTING SYSTEM DSS ZM-1												✓												
	PROTECTIVE FEET DSS S-1												●												
	4 SECTION LADDER PSS D-1												✗												
	ADDITIONAL STEP DSS DS-2	●											✗												
	ADDITIONAL FLEX STEP DSS DS-3												✗												
	HANDRAIL DSS P-1/DSS P-3	●/✓ **											●/✓ *				✓								

Unusual dimensions available in full sizes.  
The size of untypical stairs can not exceed 1m<sup>2</sup>

● - INCLUDED ✓ - POSSIBILITY OF PURCHASE ✗ - NO POSSIBILITY OF MOUNTING  
\* - ADDITIONAL HANDRAIL TO THE OTHER SIDE OF THE LADDER \*\* - NOT APPLICABLE FOR 54CM TO 59 CM WIDE SIZES

## FLEX LOFT LADDERS

FLEX LEFT LADDERS		FLEX POLAR		FLEX TERMO											FLEX TERMO METALBOX																				
DIMENSIONS	A X B	120 x 60	120 x 70	70 x 60	70 x 70	80 x 60	80 x 70	90 x 60	90 x 70	100 x 60	100 x 70	110 x 60	110 x 70	120 x 60	120 x 70	130 x 60	130 x 70	70 x 50	70 x 60	70 x 70	80 x 50	80 x 60	80 x 70	90 x 50	90 x 60	90 x 70	100 x 50	100 x 60	100 x 70	110 x 60	110 x 70	120 x 60	120 x 70	130 x 60	130 x 70
	C	290 cm																																	
	D	210 cm	200 cm	210 cm				195 cm				200 cm	210 cm				195 cm																		
	E	245 cm	220 cm	245 cm				225 cm	230 cm		220 cm	245 cm				225 cm	230 cm																		
	F	62 cm	50 cm	47 cm				58 cm				50 cm	47 cm				58 cm																		
	G	160 kg																																	
NON-STANDARD BOX DIMENSIONS		MIN - MAX LENGTH		70 - 130 cm											-																				
		MIN - MAX WIDTH		60 - 75 cm											-																				
		MINIMAL DIMENSION		70 x 60 cm											-																				
ADDITIONAL ACCESSORIES	HATCH BALUSTRADE DSS B	✓											✗																						
	MASKING BATTEN DSS LM-1	✓											✗																						
	MOUNTING SYSTEM DSS ZM-1	✓											✗																						
	PROTECTIVE FEET DSS S-1												✗																						
	4 SECTION LADDER PSS D-1												✗																						
	ADDITIONAL STEP DSS DS-2	●												✗																					
	ADDITIONAL FLEX STEP DSS DS-3	✗		✓											✗				✓																
	HANDRAIL DSS P-1/DSS P-3												✗																						

Unusual dimensions available in full sizes.  
The size of untypical stairs can not exceed 1m<sup>2</sup>

● - INCLUDED ✓ - POSSIBILITY OF PURCHASE ✗ - NO POSSIBILITY OF MOUNTING  
\* - ADDITIONAL HANDRAIL TO THE OTHER SIDE OF THE LADDER \*\* - NOT APPLICABLE FOR 54CM TO 59 CM WIDE SIZES

# TECHNISCHE SPEZIFIKATION

## SOLID LOFT LADDERS

SOLID LOFT LADDERS		SOLID POLAR												SOLID EXTRA												SOLID TERMO											
DIMENSIONS	A X B	113 x 55	113 x 60	113 x 70	120 x 55	120 x 60	120 x 70	130 x 55	130 x 60	130 x 70	140 x 55	140 x 60	140 x 70	110 x 55	110 x 60	110 x 70	120 x 55	120 x 60	120 x 70	130 x 55	130 x 60	130 x 70	140 x 55	140 x 60	140 x 70	110 x 55	110 x 60	110 x 70	120 x 55	120 x 60	120 x 70	130 x 55	130 x 60	130 x 70	140 x 55	140 x 60	140 x 70
	C	280 cm																																			
	D	139 cm			147 cm						128 cm			142 cm						134 cm			148 cm														
	E	165 cm			169 cm						161 cm			165 cm						160 cm			166 cm														
	F	59 cm			62 cm									58 cm																							
	G	210 kg																		190 kg																	
NON-STANDARD BOX DIMENSIONS	MIN - MAX LENGTH	(113 cm) 120 - 140 cm												110 - 140 cm																							
	MIN - MAX WIDTH	54 - 80 cm												54 - 85 cm																							
	MINIMAL DIMENSION	113 x 54 cm												110 x 54 cm																							
ADDITIONAL ACCESSORIES	HATCH BALUSTRADE DSS B													✓																							
	MASKING BATTEN DSS LM-1													✓																							
	MOUNTING SYSTEM DSS ZM-1													✓																							
	PROTECTIVE FEET DSS S-1													●																							
	4 SECTION LADDER PSS D-1													✗																							
	ADDITIONAL STEP DSS DS-2				●									✓									✗														
	ADDITIONAL FLEX STEP DSS DS-3													✗																							
	HANDRAIL DSS P-1/DSS P-3													●/✓ **												✓**											

Unusual dimensions available in full sizes.  
The size of untypical stairs can not exceed 1m²

● - INCLUDED ✓ - POSSIBILITY OF PURCHASE ✗ - NO POSSIBILITY OF MOUNTING  
\* - ADDITIONAL HANDRAIL TO THE OTHER SIDE OF THE LADDER \*\* - NOT APPLICABLE FOR 54CM TO 59 CM WIDE SIZES

## LONG LOFT LADDERS

LONG LOFT LADDERS		LONG EXTRA								LONG TERMO PS								LONG FLEX TERMO								LONG POLAR				LONG 330									
DIMENSIONS	A X B	120 x 55	120 x 60	120 x 70	130 x 55	130 x 60	130 x 70	140 x 55	140 x 60	140 x 70	120 x 55	120 x 60	120 x 70	130 x 55	130 x 60	130 x 70	140 x 55	140 x 60	140 x 70	80 x 60	80 x 70	90 x 60	90 x 70	100 x 60	100 x 70	110 x 60	110 x 70	120 x 60	120 x 70	130 x 60	130 x 70	120 x 60	120 x 70	130 x 60	130 x 70	130 x 60	130 x 70	140 x 60	140 x 70
	C	330 cm																310 cm								330 cm													
	D	165 cm								172 cm				220 cm				205 cm				175 cm				145 cm													
	E	167 cm								168 cm				265 cm				245 cm				250 cm				172 cm				205 cm									
	F	58 cm																47 cm								58 cm													
	G	160 kg																																					
NON-STANDARD BOX DIMENSIONS	MIN - MAX LENGTH	120 - 140 cm																80 - 130 cm								120 - 130 cm				130 - 140 cm									
	MIN - MAX WIDTH	54 - 80 cm								54 - 85 cm								60 - 75 cm								54 - 70 cm				60 cm, 65- 80 cm									
	MINIMAL DIMENSION	120 x 54 cm																80 x 60 cm								120 x 54 cm				120 x 54 cm									
ADDITIONAL ACCESSORIES	HATCH BALUSTRADE DSS B																	✓																					
	MASKING BATTEN DSS LM-1																	✓																					
	MOUNTING SYSTEM DSS ZM-1																	✓																					
	PROTECTIVE FEET DSS S-1									●								✗								●													
	4 SECTION LADDER PSS D-1									●								✗								●													
	ADDITIONAL STEP DSS DS-2	✓												✗								●				✗													
	ADDITIONAL FLEX STEP DSS DS-3									✗								●								✗				✗									
	HANDRAIL DSS P-1/DSS P-3									●/✓ **								✗								●/✓ **				●									

Unusual dimensions available in full sizes.  
The size of untypical stairs can not exceed 1m²

● - INCLUDED ✓ - POSSIBILITY OF PURCHASE ✗ - NO POSSIBILITY OF MOUNTING  
\* - ADDITIONAL HANDRAIL TO THE OTHER SIDE OF THE LADDER \*\* - NOT APPLICABLE FOR 54CM TO 59 CM WIDE SIZES

## FIRE RESISTANT LOFT LADDERS

FIRE RESISTANT LOFT LADDERS		EI45				MINI EI45				EI45 POLAR				EI 60**				SOLID EI60***				LONG EI45	
DIMENSIONS	A X B	120 x 60	120 x 70	130 x 60	130 x 70	90 x 60	90 x 70	100 x 60	100 x 70	120 x 60	120 x 70	130 x 60	130 x 70	120 x 60	120 x 70	130 x 60	130 x 70	120 x 60	120 x 70	130 x 60	130 x 70	120 x 60	120 x 70
	C	280 cm				265 cm				280 cm				280 cm				310 cm					
	D	145 cm				130 cm				147 cm				145 cm				165 cm					
	E	168 cm				125 cm				169 cm				168 cm				171 cm					
	F	60 cm				47 cm				58 cm				60 cm				58 cm					
	G	160 kg								210 kg								160 kg					
NON-STANDARD BOX DIMENSIONS	MIN - MAX LENGTH	-																					
	MIN - MAX WIDTH	-																					
	MINIMAL DIMENSION	-																					
ADDITIONAL ACCESSORIES	HATCH BALUSTRADE DSS B											✓											
	MASKING BATTEN DSS LM-1											✗											
	MOUNTING SYSTEM DSS ZM-1											✗											
	PROTECTIVE FEET DSS S-1											●											
	4 SECTION LADDER PSS D-1											✗										✓	
	ADDITIONAL STEP DSS DS-2	✗								●								✗					
	ADDITIONAL FLEX STEP DSS DS-3											✗											
	HANDRAIL DSS P-1/DSS P-3											●/✓*											

Unusual dimensions available in full sizes.  
The size of untypical stairs can not exceed 1m<sup>2</sup>

● - INCLUDED ✓ - POSSIBILITY OF PURCHASE ✗ - NO POSSIBILITY OF MOUNTING  
\* - ADDITIONAL HANDRAIL TO THE OTHER SIDE OF THE LADDER \*\* - NOT APPLICABLE FOR 54CM TO 59 CM WIDE SIZES

## OTHER LOFT LADDERS

OTHER LOFT LADDERS		ALUPROFI EXTRA												STALLUX TERMO												COMPACT TERMO		
DIMENSIONS	A X B	110 x 55	110 x 60	110 x 70	120 x 55	120 x 60	120 x 70	130 x 55	130 x 60	130 x 70	140 x 55	140 x 60	140 x 70	110 x 55	110 x 60	110 x 70	120 x 55	120 x 60	120 x 70	130 x 55	130 x 60	130 x 70	140 x 55	140 x 60	140 x 70	100 x 55	100 x 60	100 x 70
	C	280 cm																										
	D	128 cm			142 cm									134 cm			148 cm						146 cm					
	E	161 cm			165 cm									160 cm			166 cm						135 cm					
	F	58 cm																										
	G	160 kg																										
NON-STANDARD BOX DIMENSIONS	MIN - MAX LENGTH	110 - 140 cm																					100 - 110 cm					
	MIN - MAX WIDTH	54 - 80 cm												54 - 85 cm														
	MINIMAL DIMENSION	110 - 54 cm																					100 x 54 cm					
ADDITIONAL ACCESSORIES	HATCH BALUSTRADE DSS B													✓														
	MASKING BATTEN DSS LM-1													✓														
	MOUNTING SYSTEM DSS ZM-1													✓														
	PROTECTIVE FEET DSS S-1													●														
	4 SECTION LADDER PSS D-1													✗														
	ADDITIONAL STEP DSS DS-2	✓												✗														
	ADDITIONAL FLEX STEP DSS DS-3													✗														
	HANDRAIL DSS P-1/DSS P-3	●/✓**												●												✗		

Unusual dimensions available in full sizes.  
The size of untypical stairs can not exceed 1m<sup>2</sup>

● - INCLUDED ✓ - POSSIBILITY OF PURCHASE ✗ - NO POSSIBILITY OF MOUNTING  
\* - ADDITIONAL HANDRAIL TO THE OTHER SIDE OF THE LADDER \*\* - NOT APPLICABLE FOR 54CM TO 59 CM WIDE SIZES



OMAN SP. Z O.O.  
ZAMKOWA 11  
47-400 RACIBÓRZ  
32 419 85 00

In case of any questions, we will be pleased to answer:

+48 600 827 918  
WDT@OMAN.PL

[www.oman.eu](http://www.oman.eu)

**OMAN**<sup>®</sup>

